

February 2018

INZ 1111



Visitor Visa Application for Auckland Region Applicants

for a temporary stay in New Zealand

Apply for your visa online – it's faster & easier

The fastest and easiest way to apply for a visitor visa is online. Once you have your documents prepared, it should take less than 15 minutes to complete the online application form.

To apply online, go to www.immigration.govt.nz/visit

Use the guide to help you complete the application form

Read the *Visitor Visa Guide (INZ 1018)* before you complete this application form. The guide contains helpful information about how to complete the application form, and detailed information about the evidence and documents you need to send to us.

This form is for applicants for visitor visas who **live in the Auckland region only**. If you do not live in the Auckland region, or you are applying for a limited visa, please use the *Visitor Visa Application (INZ 1017)* form.

If you are applying for a visitor visa based on a partnership with a New Zealand citizen/resident, or someone who holds (or is applying for) a temporary visa, please use the *Partnership-Based Temporary Visa Application (INZ 1198)* form.

When you have completed the form, use the checklist at the end to make sure you have sent all the documents and information we need. You do not need to supply your passport with this application. If the application is approved, we will provide an "approval letter" instead of a visa label. You may use the approval letter in exactly the same way that a label would be used.

We will process your application only when we have received **all** the information and documents we need. If you do not send all the required information, we will return your application.

You can use this form to apply for a visa for a single applicant or for a family. A family may include a principal applicant, partner, and dependent children aged under 20 years.

Immigration Advisers Licensing Act 2007

Under the Immigration Advisers Licensing Act 2007 it is an offence to provide immigration advice without being licensed or exempt. If your immigration adviser is not licensed when they should be, Immigration New Zealand will return your application.

For more information and to view the register of licensed advisers, go to the Immigration Advisers Authority website www.iaa.govt.nz or email info@iaa.govt.nz.

Lawyers provide immigration advice and are exempt from licensing under the Immigration Advisers Licensing Act 2007. For more information and to view the register of immigration lawyers, go to the New Zealand Law Society website www.lawsociety.org.nz.

When filling in this form, please write clearly in English using CAPITAL LETTERS.

Which type of visitor visa are you applying for?

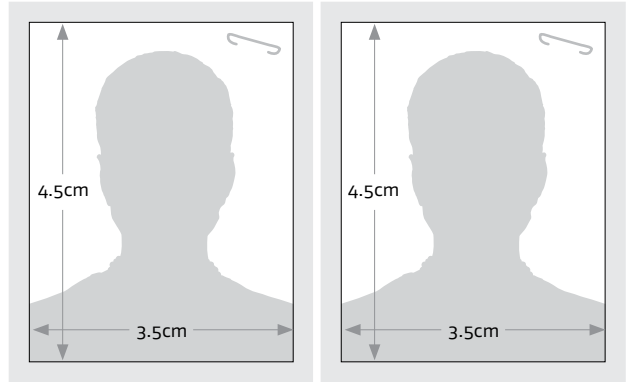
General (tourist) Business Dependent child Guardian of a student

Other

Section A Principal applicant's personal details

All principal applicants must complete this section.

Attach **two** passport-size photographs of yourself here.
The photographs must be less than six months old.
Write your full name on the back of both photographs.



A1 Name as shown in passport

Family/last name

Given/first name(s)

A2 Preferred title Mr Mrs Ms Miss Dr Other (please specify)

A3 Other names you are known by or have ever been known by

i For more information about this question, see 'Completing Sections A, C, and D: Personal details' in the *Visitor Visa Guide*.

A4 Gender Male Female

A5 Date of birth

A6 Town/city of birth

Country of birth

A7 Passport details

Number

Country Expiry date

i For more information about this question, see 'Completing Sections A, C, and D: Personal details' in the *Visitor Visa Guide*.

A8 Other citizenships you hold

A9 Partnership status Married/in civil union Never married/never in civil union Partner/De facto
 Separated Engaged Widowed Divorced

i For more information about this question, see 'Completing Sections A, C, and D: Personal details' in the *Visitor Visa Guide*.

Section B Contact details

All principal applicants must complete this section.

B1 Your residential address and telephone number in your home country

i Note: We prefer to contact you using email. Please provide your email address if you have one.

Address

Telephone (daytime) Telephone (evening)

B2 Your New Zealand residential address and telephone number

Address

Telephone (daytime) Telephone (evening)

Fax Email

B3 Name and address for communication about this application

Same as address at **B1**, or same as address at **B2**, or as below

Name of contact person

Organisation name (if applicable) and address

New Zealand Business Number (for New Zealand Businesses only)

For help search: www.nzbn.govt.nz

Telephone (daytime) Telephone (evening)

Fax Email

B4 Do you authorise the person stated at **B3** to act on your behalf? Yes No

B5 Do you authorise all other licensed immigration advisers or persons exempt from licensing who work for the organisation named at **B3** to act on your behalf (if applicable)?

Yes *Note: the person identified at **B3** will receive all communication from Immigration New Zealand.*

No *Only the person indicated at **B3** may act on my behalf.*

B6 Have you received immigration advice on this application?

i You can find a definition of immigration advice at www.immigration.govt.nz/advice.

Yes *Please make sure that your immigration adviser completes Section J: Immigration adviser's details.*

No

B7 Names and addresses of any friends, relatives, or contacts you have in New Zealand (if applicable).

Name

Address

Relationship

B8 Current employer's name and address and your regular occupation

New Zealand Business Number (for New Zealand Businesses only)

For help search: www.nzbn.govt.nz

Occupation

B9 List all previous periods of employment, including self-employment

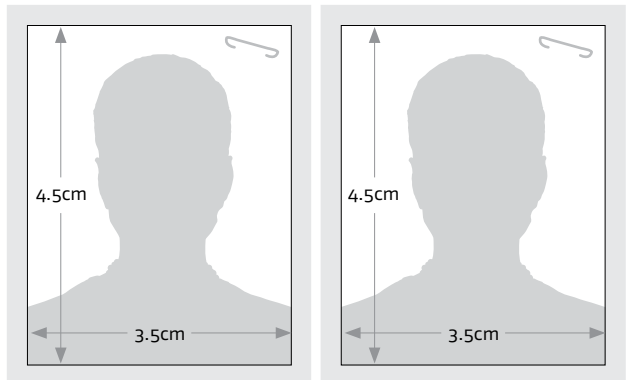
Date from (DD/MM/YY)	Date to (DD/MM/YY)	Name of employer	Location	Type of work/occupation/job title
/ /	/ /			
/ /	/ /			
/ /	/ /			
/ /	/ /			
/ /	/ /			
/ /	/ /			
/ /	/ /			
/ /	/ /			
/ /	/ /			
/ /	/ /			

Section C Partner's personal details

All principal applicants who have ticked 'Married/in civil union', 'Partner' or 'Engaged' at **A9** must complete this section with their partner's personal details, whether or not the partner is included in this application. Attach a photograph of your partner only if they are included in this application.

i For more information about the questions in this section, see 'Completing Sections A, C, and D: Personal details' in the *Visitor Visa Guide*.

Attach two passport-size photographs of your partner here. The photographs must be less than six months old. Write your partner's full name on the back of both photographs.



C1 Partner's name as shown in passport

Family/last name

Given/first name(s)

C2 Other names your partner is known by or has ever been known by

C3 Partner's gender Male Female **C4** Partner's date of birth

C5 Partner's town/city of birth
 Partner's country of birth

C6 Partner's passport details

Number
 Country Expiry date

C7 Other citizenships your partner holds

C8 Is your partner included in this application? Yes No

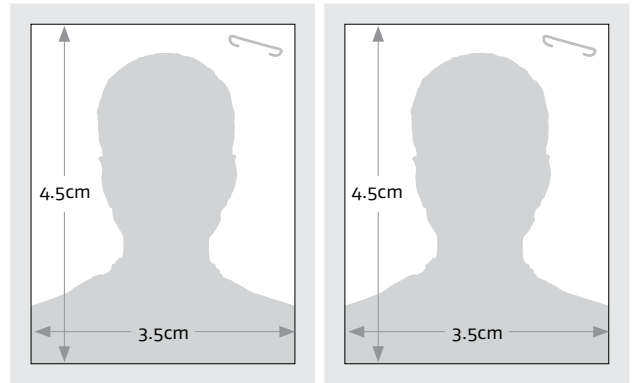
Section D Dependent children's personal details

You must complete this section with the details of each dependent child included in this application.

i For more information about the questions in this section, see 'Completing Sections A, C, and D: Personal details' in the *Visitor Visa Guide*.

Dependent child one

Attach **two** passport-size photographs of the child here. The photographs must be less than six months old. Write the child's full name on the back of both photographs.



D1 Child's name as shown in passport

Family/last name

Given/first name(s)

D2 Child's gender Male Female

D3 Child's date of birth

D4 Child's country of birth

D5 Child's passport details

Number

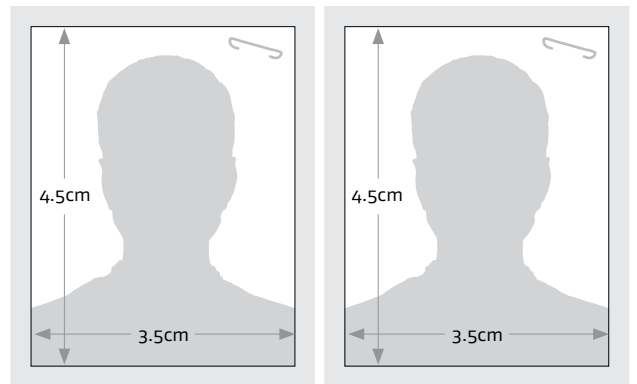
Country

Expiry date

D6 Other citizenships child holds

Dependent child two

Attach **two** passport-size photographs of the child here. The photographs must be less than six months old. Write the child's full name on the back of both photographs.



D7 Child's name as shown in passport

Family/last name

Given/first name(s)

D8 Child's gender Male Female

D9 Child's date of birth

D10 Child's country of birth

D11 Child's passport details

Number

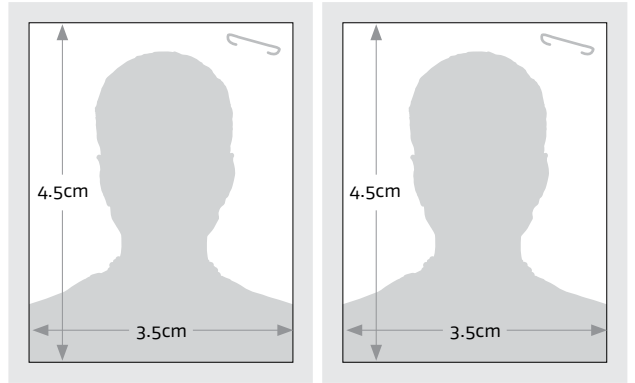
Country

Expiry date

D12 Other citizenships child holds

Dependent child three

Attach two passport-size photographs of the child here. The photographs must be less than six months old. Write the child's full name on the back of both photographs.



D13 Child's name as shown in passport
Family/last name

Given/first name(s)

D14 Child's gender Male Female

D15 Child's date of birth | D | D | M | M | Y | Y | Y | Y |

D16 Child's country of birth | _____

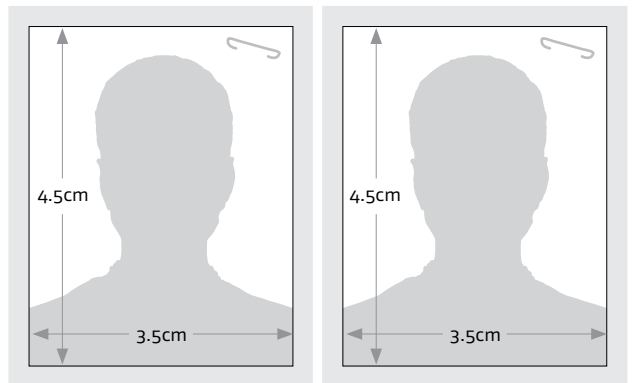
D17 Child's passport details
Number | _____

Country | _____ | Expiry date | D | D | M | M | Y | Y | Y | Y |

D18 Other citizenships child holds | _____

Dependent child four

Attach two passport-size photographs of the child here. The photographs must be less than six months old. Write the child's full name on the back of both photographs.



D19 Child's name as shown in passport
Family/last name

Given/first name(s)

D20 Child's gender Male Female

D21 Child's date of birth | D | D | M | M | Y | Y | Y | Y |

D22 Child's country of birth | _____

D23 Child's passport number | _____
Country | _____ | Expiry date | D | D | M | M | Y | Y | Y | Y |

D24 Other citizenships child holds
| _____

Continue on a separate sheet of paper if necessary.

Section E Health

All principal applicants must complete this section.

i For more information about this question, see 'Completing Section E: Health' in the *Visitor Visa Guide*.

E1 Do you or any person included in this application have tuberculosis (TB)? Yes *Provide details* No

E2 Do you or any person included in this application have any medical condition that requires, or may require, one of the following during your stay in New Zealand?

- Renal dialysis Yes No
- Hospital care Yes No
- Residential care Yes No

Residential care is defined as in-patient care for people with psychiatric, sensory or intellectual disabilities or live-in facilities for the aged.

E3 If you have answered Yes to any of the questions in **E2**, provide details.

E4 Are you or any person included in this application pregnant?

- Yes *Date the pregnant applicant is due to give birth* *Go to* **E5**
- No *Go to* **E6**

E5 If the applicant who is pregnant intends to give birth in New Zealand, please indicate how the cost of maternity health services will be paid for and provide the relevant evidence.

- Not applicable as the applicant who is pregnant does not intend to give birth in New Zealand.
- The applicant who is pregnant is, or will be eligible for publicly-funded maternity health services and has provided evidence of her eligibility.
- The applicant who is pregnant will cover the cost of maternity health services and has attached copies (not originals) that they have at least NZ\$9000 of funds available.
- The sponsor of the applicant who is pregnant has guaranteed to cover the cost and a completed *Sponsorship Form for Temporary Entry (INZ 1025)* is attached.

Medical certificates you must provide

Select the appropriate option to indicate whether you and the other people included in this application are required to provide medical certificates. Medical certificates must be less than three months old when you submit them to Immigration New Zealand.

E6 Will you be in New Zealand for more than six months in total?

- Yes *You may have to provide a General Medical Certificate (INZ 1007) or Chest X-ray Certificate (INZ 1096) if indicated at* **E7**.
- No *You do not have to provide a chest X-ray certificate or a medical certificate. Go to Section F: Character.*

E7 How long do you intend to stay in New Zealand? If you are in New Zealand, this includes time you have already spent here.

- More than six months but not more than 12 months. *You must provide a Chest X-ray Certificate (INZ 1096) if you are from a place that is not listed as having a low incidence of tuberculosis. See notes below* **E8**, *then go to* **E9**.
- More than 12 months. *You must provide a General Medical Certificate (INZ 1007) and a Chest X-ray Certificate (INZ 1096).*

E8 Are you applying for a visitor visa as the dependent child of a New Zealand citizen or resident?

- Yes** You may be able to provide a Limited Medical Certificate (INZ 1201) rather than a General Medical Certificate (INZ 1007). Refer to the Visitor Visa Guide (INZ 1018) for further information. See notes below, then go to **E9**.
- No** See notes below, then go to **E9**

Notes:

- Refer to Completing Section E: Health in the Visitor Visa Guide (INZ 1018) for the 'List of countries, areas and territories with a low incidence of tuberculosis'.
- Pregnant women and children under the age of 11 are not required to have an X-ray, unless a special report is required.
- You do not need to provide a chest X-ray certificate if you have provided one which was issued less than 36 months ago, with a previous Immigration New Zealand application, **unless** your health has deteriorated since your previous certificate was issued, or **unless** you have spent six consecutive months since your previous certificate was issued, in a place not listed as having a low incidence of tuberculosis.
- You do not need to provide a medical certificate if you have provided one which was issued less than 36 months ago, with a previous Immigration New Zealand application, **unless** your health has deteriorated since your previous certificate was issued.

E9 Tick the option below which applies to you:

- I am required to provide **both** a Chest X-ray Certificate (INZ 1096) and a General Medical Certificate (INZ 1007) or a Limited Medical Certificate (INZ 1201). Go to **E10**.
- I am only required to provide a Chest X-ray Certificate (INZ 1096) because:
- I am staying between six to 12 months and I am from, or have visited for more than three months, a place that is not listed as having a low incidence of tuberculosis, Go to **E10** or
 - I have previously provided a chest X-ray certificate; however:
 - it was dated by the radiologist more than 36 months ago, however: it was dated by the radiologist more than 36 months ago Go to **E10**, or
 - my health has deteriorated since my last certificate was issued, or
 - I have spent six consecutive months since my previous certificate was issued, in a place not listed as having a low incidence of tuberculosis. Go to **E10**.
- I am required to provide a Chest X-ray Certificate (INZ 1096), however, as I am pregnant or under 11 years of age, I am not required to have an X-ray; and:
- I am not required to provide a General Medical Certificate (INZ 1007) at this stage; or
 - I have therefore provided only a General Medical Certificate (INZ 1007). Go to **E10**.
- I attach only a General Medical Certificate (INZ 1007) or a Limited Medical Certificate (INZ 1201) because I have previously provided a medical certificate, however:
- it was dated by the medical examiner more than 36 months ago; or
 - my health has deteriorated since my last certificate was issued. Go to **E10**.
- I do not have to provide a Chest X-ray Certificate (INZ 1096) and either a General Medical Certificate (INZ 1007) or a Limited Medical Certificate (INZ 1201) at this stage because:
- I have provided a medical certificate and chest X-ray certificate which were issued less than 36 months ago, with a previous Immigration New Zealand application; and
 - my health has not deteriorated; and
 - I have not spent six consecutive months in a place which is not listed as having a low incidence of tuberculosis since my previous certificate was issued. Go to Section F: Character.

E10 Tick the option that applies to you: Is a physician submitting your medical and/or chest X-ray certificate to Immigration New Zealand on your behalf?

- Yes** Has your physician supplied you with an eMedical Reference Code (NZER)?
- Yes** Enter your eMedical Reference Code here:
 - No** Enter the name of the clinic that is submitting your health information:
- No** If the physician has returned the medical and/or chest X-ray certificate to you, then you will need to submit these with your visa application.

Section F Character

All principal applicants must complete this section.

i For more information about the questions in this section, see 'Completing Section F: Character' in the *Visitor Visa Guide*.

F1 Have you, or anyone included in this application, been convicted at any time of any offence, including any driving offence? *Please note that this includes any conviction(s) outside of New Zealand subsequently cleared or wiped by 'clean slate' legislation.*

Yes No

F2 Are you currently:

- under investigation Yes No
- wanted for questioning Yes No
- facing charges Yes No

for any offence in any country?

F3 Have you, or has anyone included in this application, ever been:

- excluded Yes No
- refused entry Yes No
- removed or deported Yes No

from any country, including New Zealand?

F4 Have you, or has anyone included in this application, ever been refused a visa/permit to visit, work, study or reside in any country?

Yes No

F5 Have you, or has anyone included in this application, ever been a member of, or adhered to, any terrorist organisation?

Yes No

F6 Have you, or has anyone included in this application, had (or currently have) an association with, membership of, or involvement with, any government, regime, group or agency that has advocated or committed war crimes, crimes against humanity and/or other gross human rights abuses?

Yes No

If you have answered yes to any of the questions above give full details. This includes full details of any charges, convictions and the sentence or penalty imposed. Continue on a separate piece of paper if necessary.

Police certificates you must provide

Select the appropriate option to indicate whether you are required to provide a police certificate with this application. Police certificates must be less than six months old when you submit them to Immigration New Zealand.

F7 You must provide police certificates from your country of citizenship and any country you have lived in for five years or more since the age of 17 if:

- you plan to be in New Zealand for 24 months or longer (including any time you have already spent in New Zealand), and either
 - you have not provided police certificates to Immigration New Zealand with a previous visa application, or
 - you have provided police certificates to Immigration New Zealand and those certificates were issued more than 24 months ago.

F8 You do not have to provide police certificates if:

- you are not intending to be in New Zealand for 24 months or longer, or
- you have already provided police certificates to Immigration New Zealand with a previous visa application and those police certificates were issued less than 24 months ago.

Section G Length of visa

All principal applicants must complete this section.

G1 Date you arrived in New Zealand

Date you want your visitor visa to be valid to

Date you will finally depart New Zealand

G2 What is the reason you need to stay longer in New Zealand?

G3 Is your visa application dependent on another person who is either in New Zealand or holds a visa to be in New Zealand?

- No *Go to Section H: Financial support while you are in New Zealand.*
- Yes *Indicate the relationship with the other person. Note you must provide evidence of that relationship.*
 - I am the guardian of a student visa holder.
 - I am the dependent child of a New Zealand citizen, resident or temporary visa holder.
 - Other (specify)

Please provide details of the other person:

Family/last name

Given/first name(s)

Date of birth

Section H Financial support while you are in New Zealand

i For more information about this section and acceptable evidence of funds, see 'Completing Section H: Financial support while you are in New Zealand' in the *Visitor Visa Guide*.

H1 Are you using your own funds for your visit to New Zealand or are you being sponsored?

- Own funds – attach copies of evidence you have sufficient funds to support yourself and evidence you either have arranged travel out of New Zealand or have sufficient funds¹ to do so.
- Sponsored – attach completed sponsorship form.

¹ Sufficient funds for support means at least NZ\$1000 per month you intend to stay in New Zealand per person included in your application, or NZ\$400 if you have accommodation. Funds must be in your own name.

Section I**Declaration by applicant**

All of the people included in this application must complete this section.

I have provided true and correct answers to the questions in this form.

I understand that if false or misleading information is submitted, my application may be declined without further warning.

I will inform Immigration New Zealand of any relevant fact or change of circumstances (including a change in my employment or partnership status) that may (i) affect the decision on my application for a visa, or (ii) affect the decision to grant entry permission based on the visa for which I am applying.

I agree to leave New Zealand before my visa expires. If I remain in New Zealand after my visa has expired, I may be deported by Immigration New Zealand.

I agree that if I am not entitled to free health care in New Zealand, I will pay for any health care or medical assistance I may require in New Zealand.

I understand that if I have received immigration advice from an immigration adviser and if that immigration adviser is not licensed under the Immigration Advisers Licensing Act 2007 when they should be, Immigration New Zealand will return my application.

If I undertake a course of study while in New Zealand, I authorise Immigration New Zealand to provide information about my immigration status to my education provider, including via the online VisaView system.

I authorise Immigration New Zealand to provide information about my health and my immigration status to any health service agency. I authorise any health service agency to provide information about my health to Immigration New Zealand.

I authorise Immigration New Zealand to make any necessary enquiries about information on this form and/or accompanying documentation. I authorise any agency whether in New Zealand or overseas, including but not limited to border or immigration agencies, education providers, financial institutions, foreign embassies, government authorities, health care providers, police or other law enforcement agencies, that holds information (including personal information) related to information on this application form and/or accompanying documentation to disclose that information to Immigration New Zealand, so that they can:

- make a decision on this application
- answer enquiries about my immigration status once my application has been decided.

If I am granted a visa with the condition that I accompany a student, I agree to live with that student. I understand that both the student and I may be liable for deportation if I do not meet this condition.

If I am granted a limited visa, I agree that I will leave New Zealand on or before the expiry date of that visa. If I do not leave New Zealand, I may be immediately deported from New Zealand without the right of appeal.

I have provided all the documents required by the checklist on page 12.

Signature of principal applicant Date

Signature of partner Date

Signature of parent or guardian if principal applicant is under 18 years of age
 Date

Signature of accompanying dependent children over 18 years of age (if applicable)

Child one Date

Child two Date

Child three Date

Child four Date

Section J Immigration adviser's details

This section must be completed by the applicant's immigration adviser. If the applicant has authorised all advisers within an organisation to act on their behalf at B5, only the person named at B3 must complete this section. If the applicant does not have an immigration adviser, this section does not have to be completed.

J1 If you are a licensed adviser, please provide your licence details.

Licence type full provisional limited *List conditions specified in the register*

Licence number *Go to Section K: Declaration by person assisting the applicant*

J2 If you are exempt from licensing, tick one box below to show why you are exempt from licensing then go to Section K: Declaration by person assisting the applicant.

I provided immigration advice in an informal or family context only, and I did not provide the advice systematically or for a fee.

I have provided immigration advice in the course of my work (employed or volunteer) and that work exempts me from the requirement to be licensed. Indicate the reason for your exemption below.

Lawyer with current New Zealand practicing certificate Community Law Centre Citizens Advice Bureau

New Zealand Member of Parliament or staff New Zealand public servant Foreign Diplomatic/Consular

i See www.immigration.govt.nz/adviserlicensing for more information about who is exempt from licensing.

Section K Declaration by person assisting the applicant

This section must be completed and signed by the applicant's immigration adviser, or by any person who has assisted the applicant by providing immigration advice, explaining, translating, or filling in the form for the applicant. If the applicant does not have an immigration adviser, and no one helped the applicant to fill in this form, this section does not have to be completed.

If you are unlicensed when you should be licensed under the Immigration Advisers Licensing Act 2007, Immigration New Zealand will return your client's application. It is an offence to provide immigration advice without holding a licence. For more information, go to the Immigration Advisers Authority website www.iaa.govt.nz, or email info@iaa.govt.nz or write to them at PO Box 6222, Wellesley Street, Auckland 1141, New Zealand.

Name and address of person assisting applicant. Same as name and address given at B3, or as below.

Family/last name

Given/first name(s)

Organisation name (if applicable) and address

New Zealand Business Number (for New Zealand Businesses only)

For help search: www.nzbn.govt.nz

Telephone (daytime)

Telephone (evening)

Fax

Email

I understand that after the applicant has signed this form it is an offence for me to change or add further information, or change or add any documents attached to the form, without making a statement identifying what information or material has been changed, added or attached and by whom. If I make these changes or additions, I must state on the form what they were, who made them and the reason they were made.

I understand that the maximum penalty for this offence is a fine of up to NZ\$100,000 and/or a term of imprisonment of up to seven years.

I certify that the applicant asked me to help them complete this form and any additional forms. I certify that the applicant agreed that the information provided was correct before signing the declaration.

- I have assisted the applicant as an interpreter/translator
- I have assisted the applicant with recording information on the form
- I have assisted the applicant in another way. *Please specify*

- I have provided immigration advice (as defined in the Immigration Advisers Licensing Act 2007) and my details in Section J: Immigration adviser's details are correct.

Signature of person assisting _____

Date

D	D	M	M	Y	Y	Y	Y
---	---	---	---	---	---	---	---

Application checklist	
All applicants must provide:	
<input type="checkbox"/>	Completed, signed application form.
<input type="checkbox"/>	Appropriate fee and immigration levy.
<input type="checkbox"/>	Two passport-sized colour photographs for everyone included in the application.
<input type="checkbox"/>	Medical or chest X-ray certificates if required by Section E: Health for everyone included in the application.
<input type="checkbox"/>	Evidence of financial support consisting of: <ul style="list-style-type: none"> <input type="checkbox"/> • a completed <i>Sponsorship Form For Temporary Entry (INZ 1025)</i>, or <input type="checkbox"/> • evidence showing you have sufficient funds in your name to support yourself.
<input type="checkbox"/>	Evidence that you have the means to leave New Zealand consisting of: <ul style="list-style-type: none"> <input type="checkbox"/> • a completed <i>Sponsorship Form For Temporary Entry (INZ 1025)</i>, or <input type="checkbox"/> • pre-purchased travel out of New Zealand, or <input type="checkbox"/> • evidence showing you have sufficient funds in your name to purchase travel out of New Zealand.
<input type="checkbox"/>	If your partner and/or dependent children are included in this application: <ul style="list-style-type: none"> <input type="checkbox"/> • evidence of your relationship with your partner and evidence that you are currently living together in a genuine and stable partnership and/or <input type="checkbox"/> • evidence that you are the parent or legal guardian of the children included in this application

Applicants for specific visa types must provide the documents listed below.	
Applicants who are...	Must provide...
<input type="checkbox"/> Tourists or visiting family or friends	<input type="checkbox"/> Evidence that you are a bona fide visitor, for example: <ul style="list-style-type: none"> • evidence that you intend to return to your home country at the end of your stay • evidence that you are genuinely visiting for the purpose of holidaying, sightseeing or visiting family or friends
<input type="checkbox"/> Visiting for business	<input type="checkbox"/> Evidence of your employment
	<input type="checkbox"/> Evidence of the business you will undertake in New Zealand

<input type="checkbox"/> Guardians of students	<input type="checkbox"/> Evidence that you are the parent or legal guardian of the student you are accompanying and evidence you provided care for the student in your home country.
<input type="checkbox"/> Dependent children of New Zealand citizens, residents, or temporary visa holders	<input type="checkbox"/> Evidence of your relationship with your parent or legal guardian.
	<input type="checkbox"/> If you are a dependent child of an Essential Skills visa holder, evidence that your parent meets the minimum income threshold.
	<input type="checkbox"/> If you are a dependent child of a Religious worker visa holder, either: <ul style="list-style-type: none"> <input type="checkbox"/> • evidence that your parent meets the minimum income threshold, or <input type="checkbox"/> • a completed <i>Sponsorship Form For Temporary Entry (INZ 1025)</i> indicating that the religious organisation sponsoring my parent will support me.

Note: Detailed information about the type of documents you should provide in support of your application is available from the Immigration New Zealand branch where you will submit your application. Go to www.immigration.govt.nz/contactus and select the appropriate branch.

If your circumstances are not covered in the above list, refer to the Immigration New Zealand website, www.immigration.govt.nz/visit, or the Immigration New Zealand Operational Manual, www.immigration.govt.nz/opsmanual, for information about the documents you must provide.

Returning your documents

Please return all documents to me by secure post at the address given at:

- B1
- B2
- B3

→ About the information you provide

Deciding whether you are eligible for a visa

Immigration New Zealand collects the information about you on this form to decide whether you are eligible for a visitor visa. We may also use the information to contact you for research purposes or to advise you on immigration matters.

Collecting the information is authorised by the Immigration Act 2009 and the Immigration Regulations made under that Act. You do not have to provide the information, but if you do not we are likely to decline your application.

Immigration New Zealand may also share the information you have provided with other government agencies that are entitled to it by law, or with other agencies (as you have agreed in the declaration).

You can ask to see the information we hold about you and have any of it corrected if you think it is necessary.

The address of Immigration New Zealand is PO Box 1473, Wellington 6140, New Zealand.

Do not send your application to this address.

Other documents we may need

Sometimes we may ask for additional documents or information so that we can consider it with this application.

Other documents you may wish to send

You may wish to send other documents or information so that we can consider it with this application. Please send photocopies only (not original documents), as these documents will not be returned to you. If we need to see an original document, you will be asked to produce it later.

For more information

If you have questions about completing the form:

- see our website www.immigration.govt.nz/contactus
- telephone our call centre on 0508 558 855 (within New Zealand).

Where to send your application

Send your application to:

PO Box 76895
Auckland Mail Centre
Auckland.

Or, you can put your application in the drop box at one of our Auckland offices in Auckland, Manukau, or Henderson.

Section P

Paying your application fee and immigration levy

Please see our *Fees Guide (INZ 1028)* or our website www.immigration.govt.nz/fees for more information about:

- current fees and immigration levy
- payment methods.

Your application fee and immigration levy

Amount you are paying:

Currency

Application number
(office use only)

Preferred methods of payment

We recommend that you use one of the following methods of payment for better security and faster processing:

Bank cheque/bank draft

Credit card (choose one)

Mastercard Visa

Name of cardholder

Card number

Expiry date

Signature of cardholder

Date

Other methods of payment.

Personal cheque. *We will hold your application for 10 working days to allow the cheque to clear.*

Our New Zealand offices do not accept cash.

We do not accept money orders.



When filling in this form, please write clearly using CAPITAL LETTERS.

New Zealand Government