

April 2026

INZ 1000



Residence Application

under Family Category, Residence from Work Category, and special instructions

Use the guide to help you complete the application form

For help completing this form, please refer to the *Residence Guide (INZ 1002)*.

Immigration Advisers Licensing Act 2007

Under the Immigration Advisers Licensing Act 2007 it is an offence to provide immigration advice without being licensed or exempt. If your immigration adviser is not licensed when they should be, Immigration New Zealand will refuse to accept or decline your application.

For more information and to view the register of licensed advisers, go to the Immigration Advisers Authority website www.iaa.govt.nz or email info@iaa.govt.nz.

Lawyers provide immigration advice and are exempt from licensing under the Immigration Advisers Licensing Act. For more information and to view the register of immigration lawyers, go to the New Zealand Law Society website www.lawsociety.org.nz.

When filling in this form, please write clearly in English using CAPITAL LETTERS.

Residence category/instructions you are applying under

Which residence category are you applying under?

- | | | |
|--|---|--|
| <input type="checkbox"/> Family | <input type="checkbox"/> Pacific Access Category | <input type="checkbox"/> Refugee Family Support Category |
| <input type="checkbox"/> Residence from Work | <input type="checkbox"/> Samoan Quota Scheme | <input type="checkbox"/> Employees of a Relocating Business Category |
| <input type="checkbox"/> South Island Contribution | <input type="checkbox"/> Other (<i>Specify</i>) | <input type="text"/> |

If you are applying under the Family: Partnership Category or the Family: Dependent Child Category, answer the following question.

Is your partner or parent an expatriate New Zealander? Yes No

An 'expatriate New Zealander' is a New Zealand citizen or resident class visa holder, who has been living outside of New Zealand for at least two years before the date of this application (apart from short visits back to New Zealand).

For partnership applications, the New Zealand partner and principal applicant must:

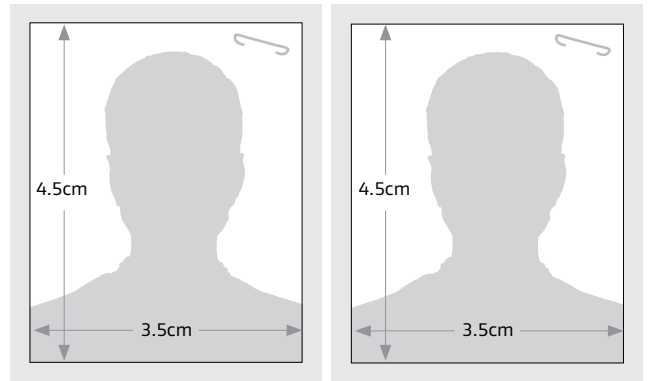
- have been living together for 12 months or more at the time of lodgement of the application;
- be in a genuine and stable relationship; and
- be able to provide evidence to support the above.

Section A Principal applicant's personal details

All principal applicants must complete this section.

Attach two passport-size photographs of yourself here. The photographs must be less than six months old. Write your full name on the back of the photographs.

- i** For more information about the questions in this section, see 'Completing Section A: Principal applicant's personal details' in the *Residence Guide*.



A1 Name as shown in passport

Family/last name

Given/first name(s)

A2 Preferred title Mr Mrs Ms Miss Dr Other (specify)

A3 Other names you are known by or have ever been known by

A4 Your name in ethnic script

A5 Gender Male Female **A6** Date of birth / /

A7 Town/city of birth

Country of birth

A8 Other citizenships you hold

A9 Partnership status: Single Separated Partner/De facto Divorced
 Married/in civil union Engaged Widowed

- i** For definition of partner, see 'Completing Section D: Partner's personal details' in the *Residence Guide*.

A10 What is your main occupation?

A11 Details of all passports held

Passport 1

Number Country

Expiry date / / Issue date / / Place of issue

Family/last name as shown in passport

Given/first name(s) as shown in passport

Passport 2

Number Country

Expiry date / / Issue date / / Place of issue

Family/last name as shown in passport

Given/first name(s) as shown in passport

Passport 3

Number Country

Expiry date // Issue date // Place of issue

Family/last name as shown in passport Given/first name(s) as shown in passport

Section B Contact details

All principal applicants must complete this section.

i For more information on the questions in this section see 'Completing Section B: Contact details' in the *Residence Guide*.

B1 Your residential address and telephone number in your home country

Address

Telephone (daytime) Telephone (evening)

Fax Email

B2 Your New Zealand residential address and telephone number (if you are already in New Zealand)

Address

Telephone (daytime) Telephone (evening)

Fax Email

B3 Name and address for communication about this application

Same as address at **B1**, or Same as address at **B2**, or Other

Name of contact person

Organisation name (if applicable) and address

New Zealand Business Number (if applicable) For help search: www.nzbn.govt.nz

Telephone (daytime) Telephone (evening)

Fax Email

B4 Do you authorise the person stated at **B3** to act on your behalf? Yes No

B5 Do you authorise all other licensed immigration advisers or persons exempt from licensing who work for the organisation named at **B3** to act on your behalf (if applicable)?

Yes *Note: the person identified at **B3** will receive all communication from Immigration New Zealand.*

No *Only the person indicated at **B3** may act on my behalf.*

B6 Have you received immigration advice on this application?

i You can find a definition of immigration advice at www.immigration.govt.nz/advice.

Yes *Make sure that your immigration adviser completes Section R: Immigration adviser's details.*

No

Section C Principal applicant's family details

C1 Give details of all your family, whether migrating with you or not, including those adopted legally or by custom. It is not necessary to list deceased family members.

i For definition of partner, see 'Completing Section D: Partner's personal details' in the *Residence Guide*.

Note: if you do not declare all your family members, your residence application could be declined. If you are granted residence and it is later found that all family members were not declared, you may become liable for deportation. In addition, any family members not declared may not be eligible for residence.

| Parents (biological and adoptive). If both parents are deceased, give details of legal guardians (if any) and/or grandparents. | | | | |
|--|--------------|--------------------------|---|----------------------|
| Full name | Gender (M/F) | Date of birth (DD/MM/YY) | Partnership status (e.g. single, married, partner/de facto, etc.) | Country of residence |
| | | / / | | |
| | | / / | | |
| | | / / | | |
| | | / / | | |
| | | / / | | |
| | | / / | | |

| Brothers and sisters (including half-, step- and adopted brothers and sisters). | | | | |
|---|--------------|--------------------------|---|----------------------|
| Full name | Gender (M/F) | Date of birth (DD/MM/YY) | Partnership status (e.g. single, married, partner/de facto, etc.) | Country of residence |
| | | / / | | |
| | | / / | | |
| | | / / | | |
| | | / / | | |
| | | / / | | |
| | | / / | | |
| | | / / | | |
| | | / / | | |
| | | / / | | |
| | | / / | | |
| | | / / | | |

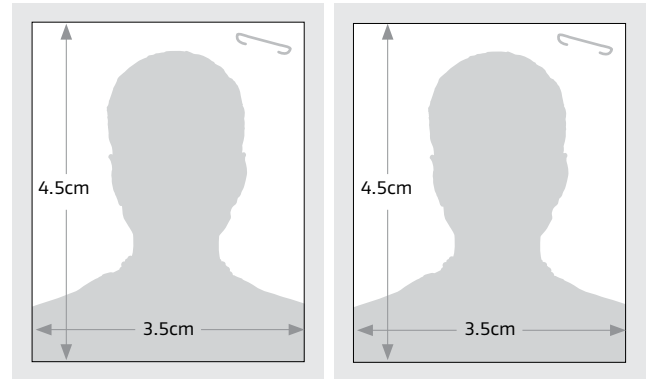
| Children (including biological, adopted and step-children, including those from previous marriages/relationships). | | | | | |
|--|--------------|--------------------------|---|----------------------|---|
| Full name | Gender (M/F) | Date of birth (DD/MM/YY) | Partnership status (e.g. single, married, partner/de facto, etc.) | Country of residence | Does the person intend to migrate with you? (Y/N) |
| | | / / | | | |
| | | / / | | | |
| | | / / | | | |
| | | / / | | | |
| | | / / | | | |
| | | / / | | | |
| | | / / | | | |
| | | / / | | | |
| | | / / | | | |
| | | / / | | | |
| | | / / | | | |

Section D Partner's personal details

A partner may be either legally married, or in a civil union, or in a de facto relationship (whether opposite or same sex).

i For more information on the questions in this section see 'Completing Section D: Partner's personal details' in the *Residence Guide*.

Attach **two** passport-size photographs of your partner here. The photographs must be less than six months old. Write your partner's full name on the back of the photograph.



D1 Partner's name as shown in passport

Family/last name

Given/first name(s)

D2 Partner's preferred title

Mr Mrs Ms Miss Dr Other (specify)

D3 Other names your partner is known by or has ever been known by

D4 Partner's name in ethnic script

D5 Partner's gender Male Female

D6 Date of birth / /

D7 Partner's town/city of birth

Partner's country of birth

D8 Other citizenships your partner holds

D9 Details of all passports held by your partner

Passport 1

Number Country

Expiry date / / Issue date / / Place of issue

Family/last name as shown in passport Given/first name(s) as shown in passport

Passport 2

Number Country

Expiry date / / Issue date / / Place of issue

Family/last name as shown in passport Given/first name(s) as shown in passport

Passport 3

Number Country

Expiry date // Issue date // Place of issue

Family/last name as shown in passport Given/first name(s) as shown in passport

D10 Is your partner included in this application?

- Yes *You must provide evidence of your relationship as described in 'Completing Section D: Partner's personal details' in the Residence Guide (INZ 1002).*
- No

Section E Partner's family details

E1 Give details of all your partner's family, whether migrating with you or not, including those adopted legally or by custom. It is not necessary to list deceased family members.

i For definition of partner, see 'Completing Section D: Partner's personal details' in the *Residence Guide*.

Note: if you do not declare all your partner's family members, your residence application could be declined. If you are granted residence and it is later found that all family members were not declared, you may become liable for deportation. In addition, any family members not declared may not be eligible for residence.

| Parents (biological and adoptive). If both parents are deceased, give details of legal guardians (if any) and/or grandparents. | | | | |
|--|--------------|--------------------------|---|----------------------|
| Full name | Gender (M/F) | Date of birth (DD/MM/YY) | Partnership status (e.g. single, married, partner/de facto, etc.) | Country of residence |
| | | / / | | |
| | | / / | | |
| | | / / | | |
| | | / / | | |
| | | / / | | |
| | | / / | | |

| Brothers and sisters (including half-, step- and adopted brothers and sisters). | | | | |
|---|--------------|--------------------------|---|----------------------|
| Full name | Gender (M/F) | Date of birth (DD/MM/YY) | Partnership status (e.g. single, married, partner/de facto, etc.) | Country of residence |
| | | / / | | |
| | | / / | | |
| | | / / | | |
| | | / / | | |
| | | / / | | |
| | | / / | | |
| | | / / | | |
| | | / / | | |
| | | / / | | |
| | | / / | | |

Children (including biological, adopted and step-children, including those from previous marriages/relationships).

| Full name | Gender (M/F) | Date of birth (DD/MM/YY) | Partnership status (e.g. single, married, partner/de facto, etc.) | Country of residence | Does the person intend to migrate with you? (Y/N) |
|-----------|--------------|--------------------------|---|----------------------|---|
| | | / / | | | |
| | | / / | | | |
| | | / / | | | |
| | | / / | | | |
| | | / / | | | |
| | | / / | | | |
| | | / / | | | |
| | | / / | | | |
| | | / / | | | |
| | | / / | | | |
| | | / / | | | |
| | | / / | | | |
| | | / / | | | |

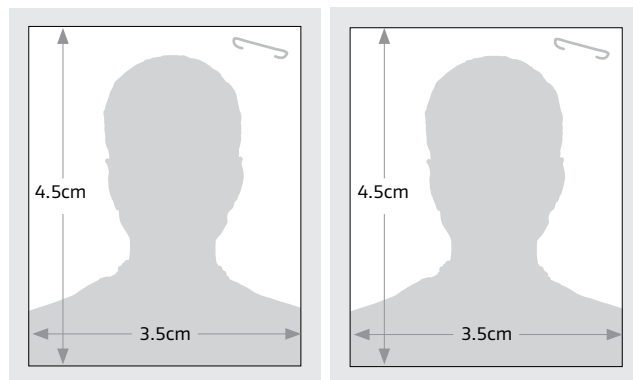
Section F Dependent children

Supply the following details for each dependent child included in this application. Please ensure that you complete **F49** (at the end of this section). If you have no dependent children included in this application, go to Section G Character requirements.

i For more information on the questions in this section see 'Completing Section F: Dependent children' in the *Residence Guide*.

Dependent child one

Attach two recent passport-size photographs of the child here. The photographs must be less than six months old. Write the child's full name on the back of the photographs.



F1 Child's name as shown in passport

Family/last name

Given/first name(s)

F2 Child's gender Male Female

F3 Child's date of birth / /

F4 Child's country of birth

F5 Child's passport details

Number

Country

Expiry date / /

F6 Other citizenships child holds

F7 Partnership status *For a definition of partnership, see Completing Section D: Partner's personal details' in the Residence Guide (INZ 1002). A person is single if they are not living with a partner in a genuine and stable partnership.*

Single

Separated

Partner/De facto

Divorced

Married/in civil union

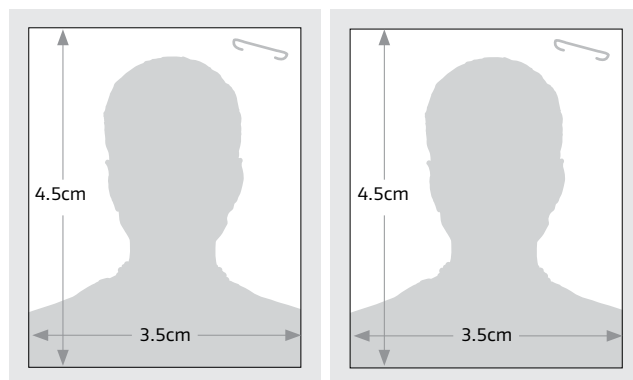
Engaged

Widowed

F8 Does this child have children of his/her own? Yes No

Dependent child two

Attach two recent passport-size photographs of the child here. The photographs must be less than six months old. Write the child's full name on the back of the photographs.



F9 Child's name as shown in passport

Family/last name

Given/first name(s)

F10 Child's gender Male Female

F11 Child's date of birth / /

F12 Child's country of birth

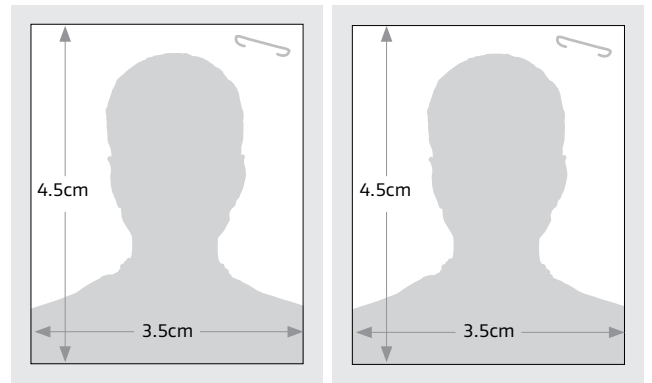
F13 Child's passport detailsNumber Country Expiry date **F14** Other citizenships child holds **F15** Partnership status
 Single
 Separated
 Partner/De facto
 Divorced
 Married/in civil union
 Engaged
 Widowed
F16 Does this child have children of his/her own? Yes No**Dependent child three**

Attach **two** recent passport-size photographs of the child here. The photographs must be less than six months old. Write the child's full name on the back of the photographs.

F17 Child's name as shown in passport

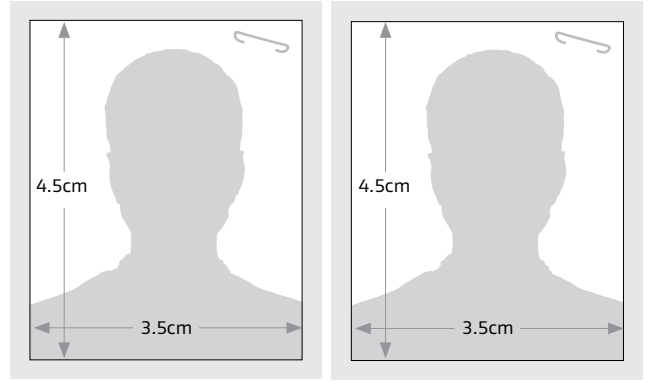
Family/last name

Given/first name(s)

**F18** Child's gender Male Female**F19** Child's date of birth **F20** Child's country of birth **F21** Child's passport detailsNumber Country Expiry date **F22** Other citizenships child holds **F23** Partnership status
 Single
 Separated
 Partner/De facto
 Divorced
 Married/in civil union
 Engaged
 Widowed
F24 Does this child have children of his/her own? Yes No

Dependent child four

Attach **two** recent passport-size photographs of the child here. The photographs must be less than six months old. Write the child's full name on the back of the photographs.



F25 Child's name as shown in passport

Family/last name

Given/first name(s)

F26 Child's gender Male Female

F27 Child's date of birth //

F28 Child's country of birth

F29 Child's passport details

Number

Country

Expiry date //

F30 Other citizenships child holds

F31 Partnership status

Single

Separated

Partner/De facto

Divorced

Married/in civil union

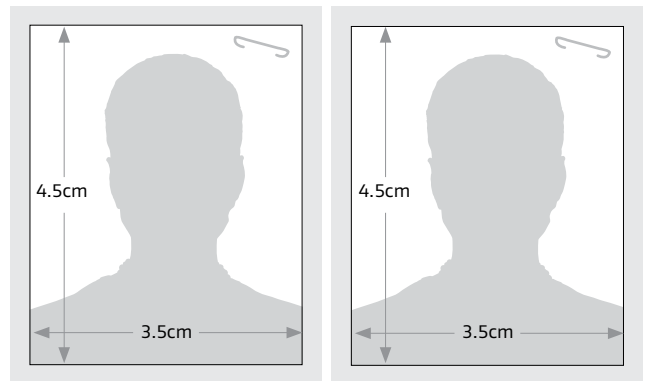
Engaged

Widowed

F32 Does this child have children of his/her own? Yes No

Dependent child five

Attach **two** recent passport-size photographs of the child here. The photographs must be less than six months old. Write the child's full name on the back of the photographs.



F33 Child's name as shown in passport

Family/last name

Given/first name(s)

F34 Child's gender Male Female

F35 Child's date of birth //

F36 Child's country of birth

F37 Child's passport details

Number

Country

Expiry date //

F38 Other citizenships child holds

F39 Partnership status

Single

Separated

Partner/De facto

Divorced

Married/in civil union

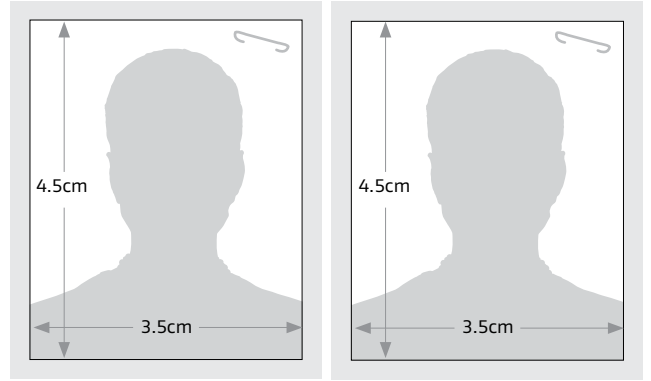
Engaged

Widowed

F40 Does this child have children of his/her own? Yes No

Dependent child six

Attach **two** recent passport-size photographs of the child here. The photographs must be less than six months old. Write the child's full name on the back of the photographs.



F41 Child's name as shown in passport

Family/last name

Given/first name(s)

F42 Child's gender Male Female

F43 Child's date of birth / /

F44 Child's country of birth

F45 Child's passport details

Number

Country

Expiry date

 / /

F46 Other citizenships child holds

F47 Partnership status

Single

Separated

Partner/De facto

Divorced

Married/in civil union

Engaged

Widowed

F48 Does this child have children of his/her own? Yes No

Give details of any additional dependants on the form *Additional Dependants for Residence in New Zealand (INZ 1001)*, and attach it to this page.

F49 Are you separated or divorced from the parent of any of the above children or is the parent of any of the above children **not** included in this application?

Yes *You must provide evidence. See 'Completing Section F: Dependent children' in the Residence Guide.*

No

Section G Character requirements

The following questions apply to every person included in this application 17 years of age and over.

i For more information about the questions in this section, see 'Completing Section G: Character requirements' in the *Residence Guide*.

G1 List the countries you and/or your family have lived in for 12 months or more in (whether on one visit or intermittently) the last 10 years, with the dates you began and ended living there. If you do not know the exact dates you began and ended living in a country, give approximate dates. Please include your home country.

Name of applicant or family member

Name of country

Date of arrival / /

Date of departure / /

Name of applicant or family member

Name of country

Date of arrival / /

Date of departure / /

Name of applicant or family member

Name of country

Date of arrival / /

Date of departure / /

Name of applicant or family member

Name of country

Date of arrival / /

Date of departure / /

G2 Have you attached police certificates for each person aged 17 years and over included in your application from all countries you have lived in for 12 months or more (whether on one visit or intermittently) in the last 10 years?

Yes No

Have you attached police certificates for each person aged 17 years and over included in your application from your country/countries of citizenship?

Yes No

If you have not provided all of the police certificates required, please explain why.

Applicants under the Partnership or Dependent Child Categories only: if a police certificate is not attached to this application because it was previously submitted with a temporary entry visa application, provide details. *The certificate must be less than 24 months old when this application is lodged.*

Name of applicant or family member

Type of application Date of application / /

Name of applicant or family member

Type of application Date of application / /

Name of applicant or family member

Type of application Date of application / /

Name of applicant or family member

Type of application Date of application / /

i For information on how to obtain a police certificate you can visit our website at www.immigration.govt.nz/policecertificate. If you do not have access to the internet you can call us on 0508 55 88 55 if you are in New Zealand, or (09) 914 4100 if you are in Auckland; or contact your nearest Immigration New Zealand office.

G3 Have you, or anyone included in this application, been convicted at any time of any offence, including any driving offence? *Please note that this includes any conviction(s) outside of New Zealand subsequently cleared or wiped by 'clean slate' legislation.*

Yes No

G4 Are you, or is anyone included in this application, currently:

- under investigation Yes No
- wanted for questioning Yes No
- facing charges Yes No

for any offence in any country?

G5 Do you, or does anyone included in this application, currently have an outstanding arrest warrant in any country?

Yes No

G6 Have you, or has anyone included in this application, ever been:

- excluded Yes No
- refused entry Yes No
- removed or deported Yes No

from any country, excluding New Zealand?

G7 Have you, or has anyone included in this application, ever been a member of, or adhered to, any terrorist organisation?

Yes No

G8 Have you, or has anyone included in this application, at any time in a public speech or public comments, or public broadcast, or in publicly distributing or publishing a document, argued that one race or colour is inherently inferior or superior to another race or colour; or used language intended to encourage hostility or ill will against any person or group of persons on the basis of colour, race, or ethnic or national origins of that person or group?

Yes No

G9 Have you, or has anyone included in this application, been (or currently are) a member of an organisation or group which had objectives or principles based on hostility against people or groups on the basis of colour, race or ethnic/national origins; or an assumption that persons of a particular race or colour are inherently inferior or superior to other races or colours?

Yes No

G10 Have you, or has anyone included in this application, had (or currently have) an association with, membership of, or involvement with, any government, regime, group or agency that has advocated or committed war crimes, crimes against humanity and/or other gross human rights abuses?

Yes No

If you have answered yes to any of the questions in this section, provide full details below. This includes full details of any charges, convictions and the sentence or penalty imposed. Continue on a separate piece of paper if necessary.

Section H Health requirements

H1 Have you or any other person included in this application submitted a medical certificate (*General Medical Certificate (INZ 1007)* or *Limited Medical Certificate (INZ 1201)* and *Chest X-ray Certificate (INZ 1096)*), completed and dated by a medical practitioner within the last 36 months with another Immigration New Zealand application?

Yes Provide details in the table below

No A medical certificate (General Medical Certificate (INZ 1007) or Limited Medical Certificate (INZ 1201)) and Chest X-ray Certificate (INZ 1096) must be provided for every person included in this application. If you are applying under the Refugee Family Support Category, you do not need to provide medical certificates until requested to do so by Immigration New Zealand. Go to **H2**

Note: A Limited Medical Certificate (INZ 1201) may only be completed by applicants applying for residence as the partner or dependent child of a New Zealand citizen or resident.

| | Full name | Type of application | Date application was lodged (DD/MM/YY) |
|----|-----------|---------------------|---|
| 1. | | | / / |
| 2. | | | / / |
| 3. | | | / / |
| 4. | | | / / |
| 5. | | | / / |
| 6. | | | / / |

If everyone included in the application has submitted a medical certificate and chest X-ray certificate in the last 36 months you do not need to provide further certificates now, unless:

- the health status of any applicant has deteriorated since their previous medical certificate was issued, or
- any applicant included in your application has spent six consecutive months since their last *Chest X-ray Certificate (INZ 1096)* was issued, in a country, area or territory not listed as having a low incidence of TB (see the leaflet *Health Requirements (INZ 1121)* for further information).

Otherwise we will tell you if you need any further medical information. Go to **H2**.

If not everyone included in the application has submitted medical certificates that were completed and dated by a medical practitioner within the last 36 months, they will have to provide certificates now. Go to **H2**.

H2 Tick the option(s) below which applies to you:

- I do not have to provide any medical certificates or chest X-ray certificates at this stage. Go to **H4**
- I am providing a *Medical Certificate(s)* for principal applicant partner child(ren). *Go to next section*
- I am providing a *Chest X-ray Certificate(s) (INZ 1096)* for principal applicant partner child(ren).
Go to next section
- A physician is submitting a medical and/or X-ray certificate for principal applicant partner child(ren).
*Go to **H3***

H3 Has the physician submitting your medical and/or X-ray certificates supplied you with an eMedical Reference Code (NZER)?

Yes Enter your eMedical Reference Code(s) here: _____ *Go to next section*

No Enter the name of the clinic submitting your health information: _____ *Go to next section*

If the physician has returned the medical and/or X-ray certificate to you then you will need to submit these with your application.

H4 Do you, or does anyone included in this application, have tuberculosis (TB)? Yes No

H5 Do you, or does anyone included in this application have any medical condition that requires, or may require, one of the following during your stay in New Zealand?

- Renal dialysis Yes No
- Hospital care Yes No
- Residential care* Yes No

**Residential care is defined as in-patient care for people with psychiatric, sensory or intellectual disabilities or live-in facilities for the aged.*

H6 Do you have a dependent child included in this application who requires special education services?
(See Completing Section H: Health requirements in the Residence Guide (INZ 1002) for further information).

Yes No

H7 If you have answered Yes to any of the questions in **H4** to **H6**, provide further details.

Checklist for sections A to H

The Immigration regulations in New Zealand require that we only accept residence applications for consideration that include the documents below. Complete the following checklist to ensure that you have included all these documents.

| OFFICE USE ONLY | Information and documents you must supply | CHECK LIST |
|--------------------------|---|--------------------------|
| <input type="checkbox"/> | I have completed and signed the application form. | <input type="checkbox"/> |
| <input type="checkbox"/> | I have provided current passport(s) or certificate(s) of identity (original documents or certified copies) for every person included in this application. | <input type="checkbox"/> |
| <input type="checkbox"/> | I have attached two passport-sized photographs of every person included in this application. | <input type="checkbox"/> |
| <input type="checkbox"/> | I have attached full birth certificate(s) for every person included in this application. | <input type="checkbox"/> |
| <input type="checkbox"/> | I have attached the application fee and immigration levy (not applicable for applicants applying under the Refugee Family Support Category) | <input type="checkbox"/> |
| <input type="checkbox"/> | I or my physician have submitted a <i>General Medical Certificate (INZ 1007)</i> (less than three months old) for every applicant if required. | <input type="checkbox"/> |
| <input type="checkbox"/> | I or my physician have submitted a <i>Chest X-ray Certificate (INZ 1096)</i> (less than three months old) for every applicant if required. | <input type="checkbox"/> |
| <input type="checkbox"/> | I or my physician have submitted a <i>Limited Medical Certificate (INZ 1201)</i> (less than three months old) for every applicant if required. | <input type="checkbox"/> |
| <input type="checkbox"/> | I have attached police certificate(s) (less than six months old) for every person included in this application. | <input type="checkbox"/> |

Sections I to R set out the information and documents required for your application to be considered under the Residence from Work Category, Family Category, Refugee Family Support Category, Pacific Access Category, Samoan Quota Scheme, or Employees of a Relocating Business Category. You must provide **ALL** the information requested for the category you are applying under as outlined in the *Residence Guide (INZ 1002)*.

Failure to provide any of the documents outlined above or the information required for Sections J to P may result in your application being returned.

- If you are applying under Residence from Work Category (including the South Island Contribution resident visa) go to Section I: Residence from Work Category.
- If you are applying under Family: Partnership Category go to Section J: Family: Partnership Category.
- If you are applying under Family: Dependent Child Category go to Section K: Family: Dependent Child Category.
- If you are applying under Refugee Family Support Category go to Section L: Refugee Family Support Category.
- If you are applying under Pacific Access Category go to Section M: Pacific Access Category.
- If you are applying under Samoan Quota Scheme go to Section N: Samoan Quota Scheme.
- If you are applying under Employees of a Relocating Business Category go to Section O: Employees of a Relocating Business Category

Section I Residence from Work Category

i For more information about the questions in this section, see Completing Section I: Residence from Work Category in the *Residence Guide*.

I1 Which Work to Residence option below was your work visa approved for?

- Long Term Skill Shortage List
 Talent (Accredited Employer)
 Talent (Arts and Culture)
 Talent (Sports)
 Religious Worker
 South Island Contribution

I2 Are you currently in New Zealand?

- Yes
 No *You must be in New Zealand to lodge a residence application under the Residence from Work Category.*

I3 What date was your work visa first granted? (If your work visa was granted while you were outside New Zealand give the date you first arrived in New Zealand on that visa.) / /

I4 What is the expiry date of your work visa? / /

I5 Have you held a Talent, South Island Contribution, or Long Term Skill Shortage List work visa for at least 24 months? Yes No

English language requirement for partner and dependants and Religious Worker applicants

- 16** Partners and dependent children aged 16 and over are required to meet English language requirements or prepurchase ESOL tuition.

Partners and dependent children included in applications for a South Island Contribution resident visa **do not** need to meet English language requirements or prepurchase ESOL tuition.

Indicate how your partner or dependent child(ren) aged 16 or over will meet English language requirements or whether they will prepurchase ESOL tuition. Write "N/A" or "not applicable" if no one else aged 16 or over is included in your application.

- i** For more information, see our leaflet *English Language Information (INZ 1060)*.

| Name of partner or dependant | Meets minimum standard of English? | |
|------------------------------|---|--|
| | Yes - list evidence provided with application | No - intends to prepurchase ESOL tuition |
| | | <input type="checkbox"/> Yes <input type="checkbox"/> No |
| | | <input type="checkbox"/> Yes <input type="checkbox"/> No |
| | | <input type="checkbox"/> Yes <input type="checkbox"/> No |
| | | <input type="checkbox"/> Yes <input type="checkbox"/> No |
| | | <input type="checkbox"/> Yes <input type="checkbox"/> No |
| | | <input type="checkbox"/> Yes <input type="checkbox"/> No |

- 17** Principal applicants under Religious Worker instructions are required to meet a minimum standard of English. Please list below the evidence you have provided with your application to demonstrate you meet the minimum standard of English required for your application:

Long Term Skill Shortage List, Talent (Accredited Employer), and South Island Contribution applicants go to **18**.

Talent (Arts, Culture and Sports) applicants go to **112**.

Religious Worker applicants go to **115**.

To be completed by Long Term Skill Shortage List, Talent (Accredited Employer), and South Island Contribution applicants

- 18** Give details of your employer(s) since your Long Term Skill Shortage List, Talent (Accredited Employer), or South Island Contribution work visa was granted.

Employer one

From / / To / /

Name and address of employer

New Zealand Business Number (if applicable)
For help search: www.nzbn.govt.nz

Type of business

Position held

Base salary \$

Contact name and position _____

Telephone (daytime) _____ Fax _____

Email _____

Employer two

From / / To / /

Name and address of employer

New Zealand Business Number (if applicable) _____ For help search: www.nzbn.govt.nz

Type of business _____

Position held _____

Base salary \$ _____

Contact name and position _____

Telephone (daytime) _____ Fax _____

Email _____

If you have more employer details to provide, please include them on a separate sheet.

19 Is registration required in New Zealand to practise in the occupation you are employed in?

Yes *Do you have a current registration certificate?* Yes No

No

110 **Talent (Accredited Employer) applicants only.** Have you been employed by an accredited employer (or another INZ-approved employer) in New Zealand for at least 24 months?

Yes No

111 **Long Term Skill Shortage List applicants only.** Have you been employed in an occupation on the Long Term Skill Shortage List for at least 24 months?

Yes No

112 **South Island Contribution applicants only.** Have you been employed in a full-time role of at least 30 hours per week, in the region and industry that was specified on your visa?

Yes No

Evidence you must provide

Attach evidence (see the *Residence Guide*) of:

- employment in New Zealand since you were granted your Long Term Skill Shortage List, Talent (Accredited Employer), or South Island Contribution work visa
- full or provisional New Zealand registration if registration is required for your occupation (refer to the Long Term Skill Shortage List)
- For Long Term Skill Shortage and Talent (Accredited Employer) applicants only: current ongoing employment that meets the NZ\$55,000 minimum base salary requirement (per annum)
- For South Island Contribution applicants only: current ongoing employment or an offer of employment in the region and industry specified on your South Island Contribution work visa.

Long Term Skill Shortage, Talent (Accredited Employer) and South Island Contribution applicants go to Section P: Declaration.

To be completed by Talent (Arts, Culture and Sports) applicants

- 113** Have you attached a *Talent (Arts, Culture and Sports) Sponsorship Form (INZ 1091)* sponsoring you for residence?
 Yes No
- 114** Have you or any person included in this application applied for or been granted any form of welfare assistance or benefits in New Zealand since you were granted your Talent work visa?
 Yes No
- 115** Do you consent to INZ seeking confirmation from Work and Income that you have not applied for or been granted welfare assistance or benefits during this time? (If **No**, your application may be declined.)
 Yes No

Evidence you must provide

Also attach evidence (see the *Residence Guide*) of:

- active engagement in your field over a period of 24 months in New Zealand including a completed Summary of Earnings form from the IRD
- your continued prominence in your field
- how your continued presence in New Zealand will enhance New Zealand's accomplishments and participation in arts, culture or sport.

Talent (Arts, Culture and Sports) applicants go to Section P: Declaration

To be completed by Religious Worker instructions applicants

- 116** Have you been employed by a religious organisation as a religious worker on a Religious Worker work visa for at least three years?
 Yes No
- 117** Have you or any person included in this application applied for or been granted any form of welfare assistance or benefits in New Zealand since you were granted a work visa under Religious Worker instructions?
 Yes No
- 118** Do you consent to INZ seeking information from Work and Income that you, or any other person included in this application, have not applied for any form of welfare assistance or benefits during this time? (If **No**, your application may be declined)
 Yes No

Evidence you must provide

Also attach evidence to support your resident visa application under Religious Worker instructions (see the *Residence Guide*), including:

- a completed Sponsorship Form for Religious Workers (INZ 1190), and
- evidence of the sponsoring organisation's financial ability to sponsor you for five years,
- an employment agreement or a description of the religious work from the sponsoring organisation, and
- evidence of a long-term need for a religious worker with the sponsoring organisation.

Religious Worker applicants go to Section P: Declaration.

Section J Family: Partnership Category

Partnership means either legally married, or in a civil union, or in a de facto relationship (whether opposite or same sex).

i For more information about the questions in this section, see 'Completing Section J: Family Category Partnership Instructions' in the *Residence Guide*.

J1 New Zealand partner's family name or surname

New Zealand partner's first name or given names

J2 This person is my: spouse partner

J3 If married, what was the date of your marriage and in what country did this marriage take place?

Country Date / /

J4 If in a civil union, what was the date of your civil union? Date / /

J5 If in a de facto relationship, when did your relationship begin? Date / /

J6 How long have you been living together in this partnership? You must have lived together for 12 months or more to be eligible for a visa under this category.

Years Months

Are you living in a genuine and stable relationship (entered into with the intention of being maintained on a long-term and exclusive basis)? Yes No

If you are not living together, please explain.

J7 Do you meet the minimum requirements for recognition of partnerships? Yes No

J8 Is your partner eligible to support you? Yes No

J9 Is your partner a New Zealand citizen? Yes No

J10 Does your partner hold a New Zealand residence class visa? Yes No

J11 Does your partner hold a valid Australian passport? Yes No

Evidence you must provide

You must provide:

- details of your New Zealand partner in sections D and E
- a *Partnership Support Form for Residence (INZ 1178)* completed by your partner
- evidence of your relationship as described in the Residence Guide at Completing Section K: Family: Partnership Category.

Your partner (if 17 years of age or over) must provide police certificate(s) for all countries that they have lived in for 12 months or more in the 10 years prior to the date the application is made. However, your partner does not need to provide a police certificate from New Zealand (we will obtain this on their behalf if required).

The onus is on you to provide as much evidence as possible to show you and your partner are living together in a genuine and stable partnership.

Family: Partnership Category applicants go to Section P: Declaration.

Section K Family: Dependent Child Category

i For more information about the questions in this section, see 'Completing Section K: Family Category: Dependent Child Instructions' in the *Residence Guide*.

K1 Are you aged 17 or under?

Yes No

K2 Are you aged 18 to 20 years, with no children?

Yes No

K3 Are you aged 21 to 24 years, with no children and totally or substantially reliant on an adult (whether your parent or not) for financial support, whether living with them or not?

Yes No

K4 Are you the dependent child of a person who is a New Zealand citizen or residence class visa holder and who is living in New Zealand?

Yes No

K5 Are you single? *Note that single means you are not living together with a partner in a genuine and stable relationship.*

Yes No

Evidence you must provide

You must provide evidence of your relationship to your New Zealand resident or citizen parent(s). If your relationship is through adoption, you must also provide evidence to show your adoption meets requirements. You could be impacted by changes to New Zealand's international adoption policy, which means many overseas adoptions are no longer recognised for immigration purposes. For more information on evidence you must provide, see 'Completing Section K: Family Category: Dependent Child Instructions' in the Residence Guide.

Family: Dependent Child Category applicants go to Section P: Declaration.

Section L Refugee Family Support Category

i For more information about the questions in this section, see 'Completing Section L: Refugee Family Support Category Instructions' in the *Residence Guide*.

L1 Which tier of the Refugee Family Support Category do you want to apply under?

Tier one *Go to* **L2**

Tier two *Go to* **L3**

L2 Tick the box that applies to you (tier one applicants only):

My sponsor has no immediate family in New Zealand

My sponsor is the sole carer of a dependent relative(s) in New Zealand on an ongoing basis. My sponsor has no other immediate family in New Zealand (excluding their dependent relative or relatives being cared for). The dependent relative also has no other immediate family in New Zealand (excluding my sponsor).

Note that if your sponsor is eligible under tier one on the basis that they are a sole carer, you must provide evidence that they are a sole carer.

L3 Supply the following details about your sponsor:

Your sponsor's registration reference number

Your sponsor's name

Your sponsor's date of birth / /

L4 Do you agree for the International Organisation for Migration (IOM) arranging your medical tests if requested to do so by Immigration New Zealand?

Yes

No, or

I would like INZ to contact me to discuss this option at a later date

Evidence you must provide

You must provide evidence of your relationship to your sponsor, and their immigration status. Note that if granted, your visa is subject to your sponsor meeting their sponsorship obligations. Section P provides further information about these obligations and the consequences if sponsorship obligations are not met.

Refugee Family Support Category applicants go to Section P: Declaration.

Section M Pacific Access Category

i For more information about the questions in this section, see 'Completing Sections M and N: Pacific Access Category/Samoan Quota Scheme' in the *Residence Guide*.

M1 Supply your registration reference number

M2 Do you have an offer of employment in New Zealand? Yes *You must submit evidence of your employment offer.* No

Evidence you must provide

You must submit evidence of your offer of employment.

Pacific Access Category applicants go to Section P: Declaration.

Section N Samoan Quota Scheme

i For more information about the questions in this section, see 'Completing Sections M and N: Pacific Access Category/Samoan Quota Scheme' in the *Residence Guide*.

N1 Please supply your registration reference number

N2 Do you have an offer of employment in New Zealand? Yes *You must submit evidence of your employment offer.* No

Evidence you must provide

You must submit evidence of your offer of employment.

Samoan Quota Scheme applicants go to Section P: Declaration

Section O Employees of a Relocating Business Category

English language requirements apply to every person 16 years of age and over who is included in an application under Employees of a Relocating Business Category.

Principal applicants must meet the minimum standard of English. Partners or dependent children included in this application may either show that they meet the minimum standard of English or pre-purchase English language tuition.

i For more information about the questions in this section, see 'Completing Section O: Employees of a Relocating Business Category'.

O1 Does the principal applicant meet the minimum standard of English?

i For more information, see our booklet *English Language Information [INZ 1060]*

Yes *List evidence provided with your application.* No *Your application cannot be approved.*

O2 Partners and dependent children

| Name of partner or dependant | Meets minimum standard of English? | |
|------------------------------|---|--|
| | Yes - list evidence provided with application | No - intends to prepurchase ESOL tuition |
| | | <input type="checkbox"/> Yes <input type="checkbox"/> No |
| | | <input type="checkbox"/> Yes <input type="checkbox"/> No |
| | | <input type="checkbox"/> Yes <input type="checkbox"/> No |
| | | <input type="checkbox"/> Yes <input type="checkbox"/> No |
| | | <input type="checkbox"/> Yes <input type="checkbox"/> No |
| | | <input type="checkbox"/> Yes <input type="checkbox"/> No |
| | | <input type="checkbox"/> Yes <input type="checkbox"/> No |
| | | <input type="checkbox"/> Yes <input type="checkbox"/> No |

03 Trading name and address of business in New Zealand.

New Zealand Business Number (if applicable) For help search: www.nzbn.govt.nz

04 Your role/involvement in the business

05 Your educational qualifications

| Date obtained (DD/MM/YY) | Qualification | Educational institution (if applicable) |
|--------------------------|---------------|---|
| / / | | |
| / / | | |
| / / | | |
| / / | | |
| / / | | |
| / / | | |

06 Your work experience

| Date from (DD/MM/YY) | Date to (DD/MM/YY) | Organisation | Position |
|----------------------|--------------------|--------------|----------|
| / / | / / | | |
| / / | / / | | |
| / / | / / | | |
| / / | / / | | |

07 Are you eligible for residence under any other category?

- Yes *Your application cannot be approved under the Employee of a Relocating Business Category*
- No

08 Have all businesses you have had significant influence over complied with all immigration, employment and taxation laws?

i Significant influence includes, but is not limited to, control of management and administrative functions when acting as a director or senior manager.

- Yes No *Provide details*

09 Have you ever been investigated by the Serious Fraud Office or the New Zealand Police for any offences arising in the course of, or resulting from, business dealings?

- Yes *Provide details* No

010 Have you ever been involved in business fraud or financial impropriety?

Yes *Provide details* No

Evidence you must provide

Attach evidence (see the Residence Guide) of:

A letter to Immigration New Zealand from the Chief Executive Officer (CEO) of the relocating business that

- explains why the business is relocating and what the benefits will be to New Zealand; and
- provides details of the employee(s) to be relocated explaining why they are not eligible for approval under any of the other categories of residence instructions.

The relocation of the business must be supported by New Zealand Trade and Enterprise (NZTE). INZ will consult with NZTE to determine their support of your application.

Section P Declaration

This section must be signed by the principal applicant and any partner and dependent children aged 18 years and over who are included in the application. Make sure you understand the declarations below before you sign them.

i For more information about the declaration, see Section 'Completing Section P: Declaration' in the *Residence Guide*.

I understand that if I make any false statements, or provide any false or misleading information, or have changed or altered this form in any way, my application may be declined, or I may become liable for deportation.

I understand the notes and questions in this form and I declare the information given about myself, my partner and any children is true and complete.

I declare that I have listed all my family members, including any adopted by custom and my grandparents or legal guardians (if any) if both my parents are deceased, and understand that the non-declaration of any family members may result in that family member not being recognised as part of my family in future applications.

I will inform Immigration New Zealand of any relevant fact or change of circumstances that may (i) affect the decision on my application for a visa, or (ii) affect the decision to grant entry permission based on the visa for which I am applying.

I am aware that convictions for certain criminal offences committed up to 10 years after first being granted a residence class visa can result in deportation from New Zealand.

I declare that there are no matters or warrants outstanding, or investigations of any kind, which could have any current or future effect on the assessment of my good character or the good character of any other persons included in this application.

I understand that if I have received immigration advice from an immigration adviser and if that immigration adviser is not licensed under the Immigration Advisers Licensing Act 2007 when they should be, Immigration New Zealand will refuse to accept or decline my application.

I understand that Immigration New Zealand may provide information about my entitlement to work to potential employers via the online VisaView system. VisaView is authorised by legislation.

I authorise INZ to make any enquiries it deems necessary in respect of the information provided on this form and/or accompanying documentation, and to share this information with other government agencies (including overseas agencies) to the extent necessary to make decisions about my immigration status.

I authorise any agency whether in New Zealand or overseas, including but not limited to border or immigration agencies, education providers, financial institutions, foreign embassies, government authorities, healthcare providers, police or other law enforcement agencies, that holds information (including personal information) related to information on this form and/or accompanying documentation to disclose that information to Immigration New Zealand.

I authorise INZ to provide information about my state of health and my immigration status to any health service agency. I authorise any health service agency to provide information about my state of health to INZ.

I accept that any advice given to me by INZ before lodging this application was intended to assist me, and acting on that does not mean that my application for residence will be approved.

I understand that in order to work in certain occupations in New Zealand, registration is required by law. I accept that the granting of a residence class visa does not guarantee that registration will be granted.

I have sufficient personal resources to maintain myself and my dependants for at least my first 24 months as a resident in New Zealand. (This does not apply to applicants under the Refugee Family Support Category, applicants under the Family categories or whose sponsor has been recognised as a refugee, applicants under the Family: Partnership Category or Family: Dependent Child Category, or applicants under the Religious Worker instructions.)

The personal resources I will use are (tick at least one):

- my cash and assets
- a verified definite offer of employment in New Zealand (evidence attached).

I agree that information about my personal resources and the contents of this form may be provided to Work and Income (a service unit of the Ministry of Social Development) if I apply for an emergency benefit. I understand that I will need to give a copy of this declaration to Work and Income if I apply for an emergency benefit.

I understand that I am not entitled to an emergency benefit, unemployment benefit on grounds of hardship or sickness benefit on grounds of hardship from Work and Income for the first 24 months of my residence in New Zealand unless I can show that I am in hardship. I also understand that if I apply for an emergency benefit, unemployment benefit on grounds of hardship or sickness benefit on grounds of hardship that I will need to show that I cannot support myself and my dependants before any application for emergency benefit, unemployment benefit on grounds of hardship or sickness benefit on grounds of hardship is considered. I understand that my application for an emergency benefit, unemployment benefit on grounds of hardship or sickness benefit on grounds of hardship may be declined if I have deprived myself of income or property, by gift or any other method.

If my application is approved under the Talent (Arts, Culture and Sports) Instructions, I agree that the Ministry of Social Development may provide INZ with:

- any information concerning welfare assistance that I (or any other person included in my application for residence) have applied for, or have been granted, during the five years in which my residence in New Zealand is supported, and
- any information that I provide to the Ministry of Social Development about my sponsor.

Should my residence application be approved under Religious Worker instructions, I understand that my resident visa will be subject to the condition, under Section 55 of the Immigration Act 2009, that my sponsor must meet the obligations they agreed to in the *Sponsorship Form for Religious Workers (INZ 1190)* for five years. If my sponsor fails to meet their obligations, I understand I may be liable for deportation. I agree that the Ministry of Social Development may provide INZ with:

- any information concerning welfare assistance that I (or any other person included in my application for residence) have applied for, or have been granted, during the five years in which my residence in New Zealand is supported, and for the period since I was granted a work visa under Religious Worker immigration instructions, and
- any information that I provide to the Ministry of Social Development about my sponsor.

Should my residence application be approved under the Talent (Arts Sport and Culture) Instructions, I understand that my resident visa will be subject to the condition under section 55 of the Immigration Act 2009 for two years, that my sponsor must meet the obligations they agreed to in the *Talent (Arts, Culture and Sports) Sponsorship Form (INZ 1091)*. If my sponsor fails to meet their obligations, I understand I may become liable for deportation.

Should my residence visa application be approved under the Refugee Family Support Category, I understand that my visa will be subject to the condition that my sponsor must meet their undertaking to arrange suitable accommodation and to continue to support me to ensure that adequate accommodation continues to be available for the first two years of my residence in New Zealand. If this visa condition is not met, I may become liable for deportation and/or any costs arising from a breach of conditions may be recoverable under section 55 of the Immigration Act 2009.

Signature of principal applicant Date / /

Signature of partner Date / /

Signature of parent or guardian if principal applicant is under 18 years of age

Date / /

About the information you provide

Immigration New Zealand collects the information about you on this form to decide whether you are eligible for a resident visa. We may also use the information to contact you for research purposes or to advise you on immigration matters.

Collecting the information is authorised by the Immigration Act 2009 and the Immigration Regulations made under that Act. You do not have to provide the information, but if you do not we are likely to decline your application.

It is an offence to employ a person who is not entitled to work in New Zealand. One way for employers to avoid committing this offence is to check a person's entitlement to work with Immigration New Zealand's online VisaView system. VisaView is authorised by legislation.

If you believe that an employer has been given the wrong entitlement information via VisaView you may contact the Immigration Contact Centre (0508 558 855) to request correction of that information.

Deciding whether you are eligible to board a flight to New Zealand

The information we collect may also be used to determine whether you are allowed to board a flight to New Zealand.

We will not share your personal information with airline check-in agents; however, we will send a boarding message to the airline check-in agent based on the information you have provided in this form.

Immigration New Zealand may also share the information you have provided with other government agencies that are entitled to it by law, or with other agencies (as you have agreed in the declaration).

You are able to ask for the information we hold about you and have any of it corrected if you think it is necessary. The address of Immigration New Zealand is PO Box 1473, Wellington 6140, New Zealand. **This is not where your application should be sent.**

Other documents we may need or you may wish to send

We may ask for additional documents or information so that we can consider it with this application.

You may wish to send other documents or information so that we can consider it with this application. Send photocopies only (not original documents), as these documents will not be returned to you. If we need to see an original document, we will ask you to produce it later.

Application checklist

| Office Use only | Information and documents you must supply | Check list |
|--------------------------|---|--------------------------|
| <input type="checkbox"/> | I have completed the application form. | <input type="checkbox"/> |
| <input type="checkbox"/> | Each person included in the application has signed the form. | <input type="checkbox"/> |
| <input type="checkbox"/> | I have provided the application fee and immigration levy (this does not apply to applicants under the Refugee Family Support Category). | <input type="checkbox"/> |
| <input type="checkbox"/> | I have attached passports or travel documents (the original documents or certified copies) for each person included in the application. | <input type="checkbox"/> |
| <input type="checkbox"/> | I have attached full birth certificates for every person included in the application. | <input type="checkbox"/> |
| <input type="checkbox"/> | I have attached medical certificates and chest X-ray certificates for all applicants if required. | <input type="checkbox"/> |
| <input type="checkbox"/> | I have attached police certificate(s) (less than six months old) for every person included in this application. | <input type="checkbox"/> |
| <input type="checkbox"/> | I have attached two recent passport-size photographs of each person included in the application. | <input type="checkbox"/> |
| <input type="checkbox"/> | I have attached the required evidence as outlined in sections I to O, and in the <i>Residence Guide (INZ 1002)</i> . | <input type="checkbox"/> |

Returning your documents

Please return documents to me by secure post at the address given at:

- B1
- B2
- B3

For more information

If you have questions about completing the form:

- see our website www.immigration.govt.nz/contactus
- telephone our call centre on 0508 558 855 (within New Zealand).

When filling in this form, please write clearly using CAPITAL LETTERS.

Section 5

Paying your application fee and immigration levy

To find out how much to pay, payment methods, where to send your application, and how long a decision may take, see www.immigration.govt.nz/fees. Note: this section does not need to be completed by applicants under the Refugee Family Support Category

Your application fee and immigration levy

Amount you are paying:

Amount

Currency

(e.g. NZD, USD, RMB)

Application number

(office use only)

Credit/debit card details

Mastercard

Visa

Name of cardholder

Card number

CVC/CVV number

Note: Your CVC/CVV number is the three-digit number found on the signature strip on the back of your credit/debit card.

Expiry date / /

Signature of cardholder

Date / /





Te Kāwanatanga o Aotearoa
New Zealand Government